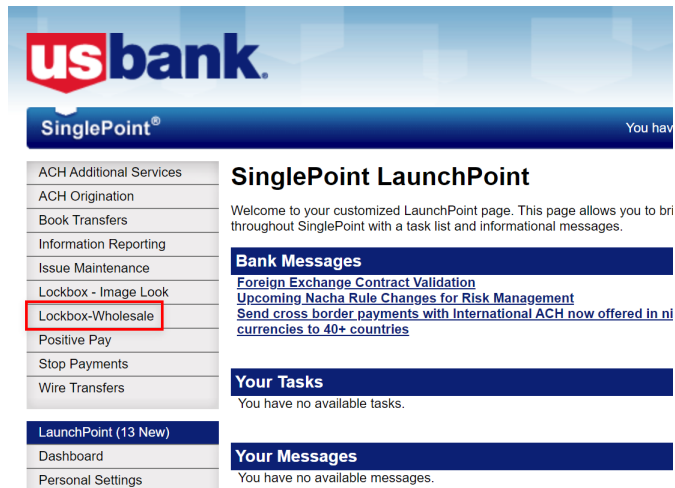




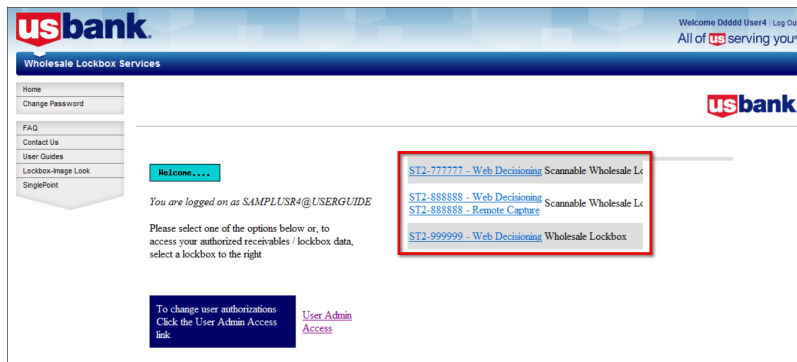
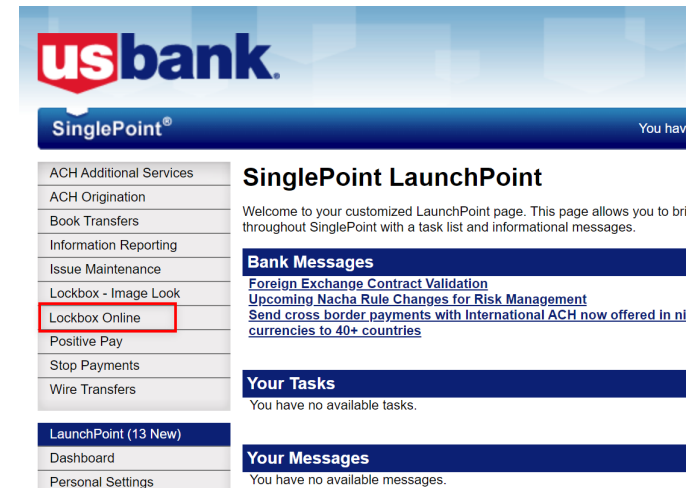
Comparison of Lockbox Remote Capture in Wholesale Lockbox Services and Lockbox Online

Wholesale Lockbox Services (current state)



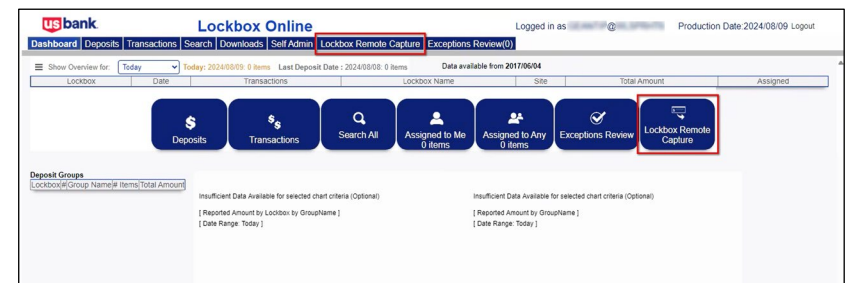
You'll now select Lockbox Online from the SinglePoint page.

Lockbox Online (future state)



From the Lockbox Online main page, select the Lockbox Remote Capture tab or tile.

There's no change to your scanner or microserver setup.



Wholesale Lockbox Services

Lockbox Remote Capture Batch Overview

Please note that credit card payments cannot be submitted through Lockbox Remote Capture.

Pending Batches Waiting for Submission

Batch #	Capture Date	Office	Capture Time	Amount	Number of Checks	Number of Images	Owner
Open Batch	2014/03/13	Office	2014/03/13 10:33:41	\$0.00	0	0	SAMPLUSR4@USERGUIDE

Batches Submitted to Lockbox System

Capture Date	Total Proc. Amt	Status	Batch #	Time Processed	Office	Capture Amount	Processed Amount	Number of Checks	Number of Images
2014/03/03	\$75.00	Errors	1	2014/03/11 12:14:26	Office	\$200.00	\$75.00	2	8

While the Lockbox Online screen appears different than the Wholesale Lockbox Services screen, it has the same, familiar tables.

Lockbox Online

Virtual Lockbox Batch Overview

Pending Batches Waiting for Submission

Batch #	Capture Date	Office	Capture Time	Amount	Number of Checks	Number of Images	Owner
Open Batch	2024/11/25	Office	2024/11/25 09:58:05	\$0.00	14	56	

Batches Submitted to Lockbox System

Capture Date	Total Proc. Amt	Status	Batch #	Time Processed	Office	Capture Amount	Processed Amount	Number of Checks	Number of Images
2014/03/03	\$75.00	Errors	1	2014/03/11 12:14:26	Office	\$200.00	\$75.00	2	8

Pending Batches Waiting for Submission

Batch #	Capture Date	Office	Capture Time	Amount	Number of Checks	Number of Images	Owner
Open Batch	2014/03/24	Office	2014/03/24 15:35:41	\$0.00	0	0	SAMPLUSR4@USERGUIDE

Batches Submitted to Lockbox System

Capture Date	Total Proc. Amt	Status	Batch #	Time Processed	Office	Capture Amount	Processed Amount	Number of Checks	Number of Images
2014/03/03	\$75.00	Errors	1	2014/03/11 12:14:26	Office	\$200.00	\$75.00	2	8

You'll select Open Batch, just as you do today.

Pending Batches Waiting for Submission

Batch #	Capture Date	Office	Capture Time	Amount	Number of Checks	Number of Images	Owner
Open Batch	2024/11/25	Office	2024/11/25 10:01:04	\$0.00	14	56	

Batches Submitted to Lockbox System

Capture Date	Total Proc. Amt	Status	Batch #	Time Processed	Office	Capture Amount	Processed Amount	Number of Checks	Number of Images
2014/03/03	\$75.00	Errors	1	2014/03/11 12:14:26	Office	\$200.00	\$75.00	2	8

Add Transaction:

Scan

Check Only

Check w/supplemental

Correspondence Only

The documents should have the following order prior to placing them in the scanner:

Check, no other documents

Starting a scan is the same: choose the deck structure and click Scan.

Add Transaction:

Scan

Use Type-S Microserver

Check-Only

Check-Supp-Env

Correspondence-Only

Single-Payment-Wholesale

The documents should have the following order prior to placing them in the scanner:

The description for this deck structure was not found. Please contact the administrator of the web site.

Only show checks

Trans	Nr	Type	Check Amt.	Cleared Amt.
1	1	Check	\$ 2,345.40	\$ 0.00
1	2	Supplemental		
2	3	Check	\$ 75.00	\$ 0.00
2	4	Supplemental		
3	5	Check	\$ 125.00	\$ 0.00
3	6	Supplemental		
4	7	Check	\$ 200.00	\$ 0.00
4	8	Supplemental		

Item Info

DPI = 200

Once a batch is scanned, the review and submit process is the same as today.

Only show checks

Check Only

Trans	Nr	Type	Check Amt.
1	1	Check	\$ 0.00
2	2	Check	\$ 0.00
3	3	Check	\$ 0.00
4	4	Check	\$ 0.00
5	5	Check	\$ 0.00
6	6	Check	\$ 0.00
7	7	Check	\$ 0.00
8	8	Check	\$ 0.00
9	9	Check	\$ 0.00
10	10	Check	\$ 0.00

Move Item Up

Move Item Down

Insert Separator

Delete Entire Transaction

Data Entry

Type: Check

Amount: 0